

Instructions for use

Mobile shower/toilet chair Tango XL



Important:

Read these instructions carefully before using the Tango XL!

Date of first use.



User.

Name.

Adress.

Manufacturer

Lopital Nederland B.V.
Laarakkerweg 9
5061 JR Nederland
T (0031) 13 52 39 300
F (0031) 13 52 39 301
www.lopital.com
info@lopital.nl

	Symbols explanation
	Read the instructions for use before use
	Attention

Index

- Introduction 4
- Safety..... 4
- Warranty 4
- Brakes..... 5
- Directional caster 5
- Fold away / Detachable foot rests 5
- Folding armrest..... 5
- Using the bad pan 6
- Using the toilet function 6
- Cleaning and maintenance of PUR integral foam parts 7
- Transport and storage 7
- Technical data 8
- Dimensions 8



Introduction

The obese mobile shower/toilet chair "Tango XL" is an aid for the ergonomically caring and washing of people. Comfort is optimal for both the user and the carer.

By using a bed pan or in combination with a toilet, the Tango XL can also be used as a toilet chair. Its manoeuvrability makes the Tango XL a user-friendly product. The seat component provides the same comfort as a normal seat and offers the same correct support.

The expected service life of the Tango XL is 10 years, with maintenance as directed.

The Tango XL is a product with a CE mark. This mark complies with the 93/42/EEG directive, respectively the revised directive 2007/47/EG for medical aids dated 21 March 2010.

Safety

- When transferring a patient, ensure the brake is applied to the Tango XL.
- Ride preferably in reverse over obstacles.
- Close the arm rests before riding the chair.
- Never ride with the user in the chair too close to walls and door frames, as the patient can easily get pinched between the chair and the wall or door frame.

In case of malfunction always contact Lopital Nederland B.V.

Email: service@lopital.nl



The Tango XL shower/toilet chair may only be operated by sufficiently instructed and expert personnel who also have experience working with the target user group.



Applying modifications to the construction can affect the safety of the Tango XL. Liability and guarantee terms of Lopital will then expire. The product does not comply with the directive of medical devices.

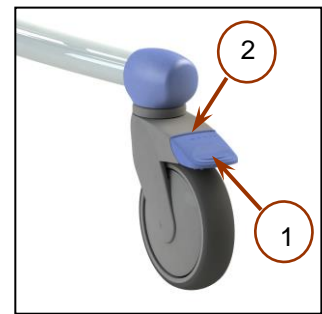
Warranty

All Lopital B.V. shower and toilet aids come with a 2-year manufacturer's warranty. Normal wear and tear and improper use do not fall under the terms of this warranty. Lopital Nederland B.V. does not accept any liability for personal injury which is caused by the improper use of the products.

Brakes

The brake can be applied on the Tango XL by pushing the blue lip (1) on the wheel downwards

In order to take the Tango XL off the brake, the same lip on the wheel must be moved upwards by tapping the upper side of the lip (2)




Directional caster

- The Tango XL is supplied standard with a directional caster which is mounted on the right front.
- A "directional lock" or directional caster means that a swivelling caster can be locked.
- This makes pushing along greater distances easier because the chair will drift sideways less.
- To block the caster direction, push the Black lip (1) on the wheel downwards.
- To release the caster direction, the same lip on the wheel must be moved upwards by tapping the upper side of the lip (2)

Fold away / Detachable foot rests

- Before the user positions him or herself on the Tango XL, the legsupport must be lifted slightly and turned outwards. This provides enough space in front of the chair, so that the user can sit down easily.
- When the user is seated, the carer or the user must first lift one leg, then the carer turns the foot rest forwards until it falls in the catch.
- Then follow the same procedure for the other leg.



Do not stand on the footrest while taking place or leaving the chair.

Folding armrest

- The independently folding armrest is easy to operate.
- It can be easily turned backwards.
- To close the arm rest, turn it in the opposite direction..



The arm rests may never be used as a lever (for instance when manoeuvring the chair over a threshold) or as a pull / push bracket. This can damage the product and/or be dangerous.

Using the bed pan

- If the Tango XL is used as a toilet chair, a synthetic bed pan can be pushed underneath using the specially made guide.
- The plastic or stainless steel bed pan is pushed in from the rear of the chair.



To prevent injury to the user we advise that the carer to place the bed pan before the user is seated.

Using the toilet function

- The Tango XL can also be used over a toilet. When the user is seated and the arm rests are closed, the carer sets the Tango XL in the correct position.



The Tango XL does not fit over every type of toilet.

Cleaning and maintenance of PUR integral foam parts

The Tango XL has to be cleaned with water and normal household cleaning products after every use. Remove excess soap residue. PUR integral foam parts with IMC coating preferably using rub cleaned and disinfected . Do not use abrasive or aggressive solvents (such as chlorine) . Practical experience has shown that household cleaning products are best suited to small amount of alcohol (up 5 %) above . For disinfection is (testing based on long-term) it means Neoquat combi ® recommended . If necessary, PUR may share with a solution of 70 % ethanol or propanol may be decontaminated. It must be ensured that both the disinfection and cleaning means rubbing occurs, and not by means of dipping . The reaction time of the resources share a significant impact on the life of the PUR . Due to the material properties of PUR contact with sharp objects should be avoided . This can lead to damage or crack formation in the material. Finally, we note that not sharing critical parts of the PUR should be cleaned and disinfected. Check the casters regularly for hairs and dust and remove it if necessary. Maintenance and repairs may only be carried out by authorized personnel.

Maintenance	
After every use	The product has to be cleaned with water and normal household cleaning products
Daily	PUR integral foam parts cleaned and disinfected
Weekly	Frame has to be cleaned Check the casters for hairs and dust and remove it if necessary.
Annually	Maintenance on the Tango XL

Transport and storage

During transport and storage environmental conditions must preferably be moderate. That means a temperature preferably between -40 and +55 degrees centigrade (-40 to 130 degrees Fahrenheit), and the humidity be kept as low as possible. During transport vibrations must be kept to a minimum to prevent damage to the hinged connections in the product.

Technical data



The product belongs to category "BF"

Structure

Frame consisting of steel tubes covered with a 2-layer powder coat.

Pivoting points of Stainless Steel

casters of synthetic material, Ø 125 mm, double lockable

Body support of polyurethane

Net weight Tango XL 21,5 kg / 47.4 Lbs

Maximum load 250 kg / 550 Lbs

Dimensions

Base area: 67.5 cm / 26.6 inch wide, 69.3 cm / 27.3 inch deep

Set height: 51 cm / 20 inch

Dimensions

